

MULTI SUCTION

Micro evacuation syringe for Root Canal Treatment

INDICATIONS:

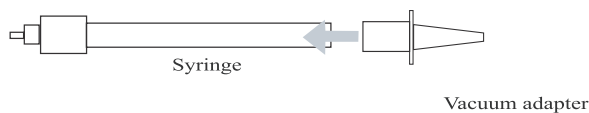
To be used for evacuation and drying of root canals.

MATERIALS:

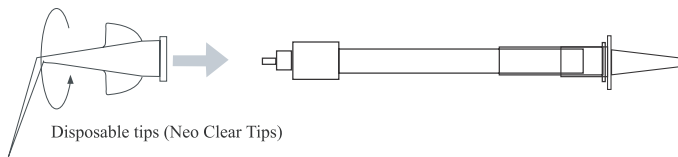
Polypropylene
Silicon

INSTRUCTIONS:

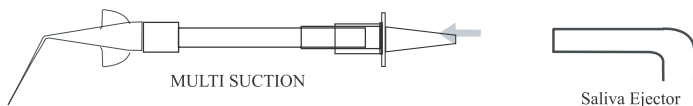
1. Assemble the main frame by inserting the vacuum adapter onto the syringe.



2. Insert the disposable tip onto the syringe with luer lock fitting.



3. Insert the suction tip of an evacuation unit into opening of the vacuum adapter. Use the suction power of the evacuation unit to connect the two parts, insure that air is suctioned from the point of the disposable tip.



4. Place the tip into the canal. Move the tips within the canal to improve evacuation.

CAUTION:

1. Do not use any unapproved disposable tips.
2. The vacuum adapter and disposable tip must be firmly attached to the syringe before using.
3. The disposable tip is not sterilized, it should be first cleaned and disinfected with ethanol prior to placing in the canal.
4. While using the device, care must be taken not to place the tip passed the apical foramen.
5. If clogging occurs, replace the disposable tip and resume operation.
6. Due to the specification of the unit, it may be difficult to have the vacuum part reach the application site. In such a case, the holding angle of the device should be adjusted before the device is used.
7. Due to the form of the vacuum unit's front part, the sucking force may not be sufficient in operation. In such a case, try to connect the device more tightly to the vacuum unit by such steps as removing the suction tip.
8. This product should be used only by qualified dental professionals.
9. DO NOT REUSE TIPS.

STORAGE:

This product should not be kept in cabinets with sterilization lamps or ultraviolet lamps. Ultraviolet lamps cause deterioration of the plastic.

MAINTENANCE & SERVICE:

1. After operation, dispose of the tip, clean the syringe to remove any debris and follow general procedures for disinfection.
2. After disinfection, sterilization methods must be applied to the syringe. In drying, the temperature should not exceed 140°C (284°F).

PACKAGING:

Set consists of 5 syringes, 2 vacuum adapters and 20 disposable tips.

Disposable tips for refilling: Neo Clear Tips (40 units)

Manufacturer: NEO DENTAL CHEMICAL PRODUCTS
Address: 3-1-3, Hiroo, Shibuya-ku, Tokyo, Japan 150-0012
Phone: 81,(3)3400-3768 / Fax: 81,(3)3499-0613 Website: www.neo-dental.com

Authorized Representative in EU: Emerge Europe
Molenstraat 15 2513 BH
The Hague, The Netherlands

US Distributer: NEO DENTAL INTERNATIONAL INC.
Address: 2505 S 320th St., Suite 625, Federal Way, WA. 98003
Phone: (253) 946-0814 / Fax: (253) 946-0885
Website: www.neodental-intl.com